




Take
a Seat

IDEAL
EXPERIENCE
CONCEPT





01 Jim follows the green pathway and it leads him to the Take a Seat area.




02 He finds the entrance really wide and he feels confident to walk in.



03 The toilets are clearly visible on the left as he walks into the area with his trolley.




04 To his right there is a baggage drop area. He rolls his trolley up to the counter and he gets a voucher, which enables him to go to the toilet easily.



05 Jim confidently walks into the Take a Seat area to drop off his trolley.



06 There's a talk taking place on the stage.




07 There's a space to park a scooter to the side. Jim clocks that he can consider bringing a friend with a scooter another time.



08 Jim walks up to the counter.



09 The lady behind the counter greets Jim and he parks his trollee.



10 Jim can go to the toilet with ease and the clear signage/space planning helps him find them easily.



11 When Jim comes out of the loo he sees there is someone on the stage talking about the new security system for older people.



12 Jim takes a seat. He can see his bags are safe and he relaxes for a while and takes the opportunity for a chat with some of the others in the area.